

YEAR 3 : ACTIVITIES FOR WEEK BEGINNING 30th MARCH 2020

Dear Parents,

Please see day by day work for your child/children.

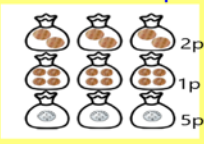
Please remember to have your login details for Literacy Planet, Mathletics and Purple Mash and Timestables Rockstars.


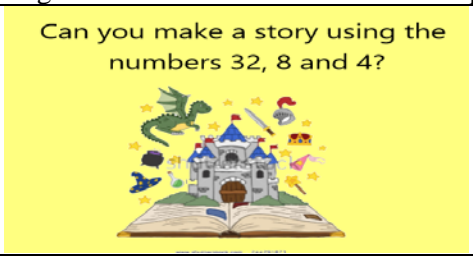
Please remember to take regular breaks when working on the computer.


Feel free to do tasks that have not been given in the activities for this week.


Thank you to all the students who are using the online learning websites and following a daily routine of learning!

DAY 1	Activities
Reading	Reading – Log on to Literacy Planet, select a story to read and complete the task. Remember to click on TASK (on the toolbar when you log in) https://www.literacyplanet.com/uk/
Grammar/Spelling	Log on to Purple Mash, go to '2Dos'. Find and click on SEQUENCE SNAKE to complete the task. https://www.purplemash.com/login/ Spelling Tasks - Log on to Purple Mash, go to '2Dos'. Find and click on your spelling group {Y3 AUT 1 WK 1- Quiz or Y2 AUT 1 WK 1- Quiz or Y1 AUT 1 WK 1- Quiz} to complete the task.
English	L.I: To create some rules for how to behave in Willy Wonka's chocolate factory. Watch the Teacher's Video. (Think about, punctuation, spelling, noun phrases, descriptive writing, interesting vocabulary and paragraphs. Edit your work and uplevel / improve) Log on to Purple Mash, go to '2Dos'. Find and click on 'Factory Guidelines' and complete the task. https://www.purplemash.com/login/
Mental maths	Addition Grid and Times Table grid to be completed. Log on to TimesTables Rockstars and spend 30 minutes completing challenges. https://ttrockstars.com/
Number Talks	<p style="color: red; text-align: center;">Odd one out? Why?</p> <p style="text-align: center;">$25 \div 5 = 5$</p> <p style="text-align: center;">$5 \times 5 = 25$</p> <p style="text-align: center;">$25 \times 5 = 5$</p>

Maths	<p><i>LI: To answer addition and subtraction word problems</i></p> <p>Watch the Teacher's Video</p> <p>Go to the Grange Website/online learning/ Year 3 and click the link 'Maths 31.03.20'</p>
Science	<p><i>LI: To show you understand the terms magnetic repulsion and attraction (repel and attract)</i></p> <p>Watch the Teacher's video.</p> <p>Log on to Purple Mash, click on '2Dos'. Find and click on 'Is it Magnetic' and complete the task.</p>
DAY 2	
Reading	<p>Reading – Log on to Literacy Planet, select a story to read and complete the task. Remember to click on TASK</p>
Grammar/Spelling	<p>Log on to Purple Mash, go to '2Dos'. Find and click on SUBORDINATION to complete the task.</p> <p>Spelling Tasks - Log on to Purple Mash, go to '2Dos'. Find and click on your spelling group {Y3 AUT 1 WK 2 - Quiz or Y2 AUT 1 WK 2 - Quiz or Y1 AUT 1 WK 2 - Quiz} to complete the task.</p>
English	<p><i>L.I: To write a letter to say sorry to Willy Wonka for your behaviour</i></p> <p>Watch the Teacher's Video. (Think about, punctuation, spelling, noun phrases, descriptive writing, interesting vocabulary and paragraphs. Edit your work and uplevel / improve)</p> <p>Log on to Purple Mash, go to '2Dos'. Find and click on 'Apology Letter To Willy Wonka' and complete the task.</p>
Mental maths	<p>Addition Grid and Times Table grid to be completed.</p> <p>Log on to TimesTables Rockstars and spend 30 minutes completing challenges.</p>
Number Talk	<p>Odd one out? Explain why</p> 
Maths	<p>LI: To multiply numbers using column method (without regrouping)</p> <p>Watch the Teacher's video and then log on to Mathletics and complete the following tasks:</p> <p>Multiply 2 digit by 1 digit numbers and Related Facts 2</p> <p>https://login.mathletics.com/</p>

Art	<p>Draw cartoons of characters from Charlie and the Chocolate Factory. Make up a sketch book for your characters.</p>  <p>Wonka Grandpa Joe Augustus Veruca Mike Teavee</p>
DAY 3	
Reading	Reading – Log on to Literacy Planet, select a story to read and complete the task. Remember to click on TASK.
Grammar/Spelling	<p>Log on to Purple Mash, go to '2Dos'. Find and click on DAN'S SCREEN to complete the task.</p> <p>Spelling Tasks - Log on to Purple Mash, go to '2DOs'. Find and click on your spelling group {Y3 AUT 1 WK 3 - Quiz or Y2 AUT 1 WK 3 - Quiz or Y1 AUT 1 WK 3 - Quiz} to complete the task.</p>
English	<p>LI: To write a cinquain poem about three characters (Charlie Bucket, Augustus Gloop, Violet Beauregarde)</p> <p>Watch the Teacher's Video. (Think about, punctuation, spelling, noun phrases, descriptive writing and interesting vocabulary. Edit your work and uplevel / improve) Copy of cinquain poems in Year 3 folder.</p> <p>Log on to Purple Mash, go to '2Dos'. Find and click on 'Cinquains' and complete the task.</p>
Mental maths	<p>Addition Grid and Times Table grid to be completed.</p> <p>Log on to TimesTables Rockstars and spend 30 minutes completing challenges.</p>
Number Talk	<p>Can you make a story using the numbers 32, 8 and 4?</p> 
Maths	<p>LI: To multiply numbers using column method (without regrouping)</p> <p>Watch the Teacher's video and then complete the following tasks:</p> <p>Go on to the Grange Website/online learning/ Year 3 and click the link 'Maths 01.04.20.'</p>
Science	<p>LI: Describe what happens to objects when you apply a force</p> <p>Watch the Teacher's video.</p> <p>Log on to Purple Mash, click on '2Dos'. Find and click on 'Forces' and complete the task.</p>

DAY 4	
Reading	Reading – Log on to Literacy Planet, select a story to read and complete the task. Remember to click on TASK .
Grammar/Spelling	Log on to Purple Mash, go to '2DOs'. Find and click on SPELLING GAME to complete the task. Spelling Tasks - Log on to Purple Mash, go to '2DOs'. Find and click on your spelling group {Y3 AUT 1 WK 4 - Quiz or Y2 AUT 1 WK 4 - Quiz or Y1 AUT 1 WK 4 - Quiz} to complete the task.
English	<i>LI: To write a cinquain poem about three characters (Willy Wonka, Veruca Salt, Oompa-Loompas)</i> Watch the Teacher's Video. (Think about, punctuation, spelling, noun phrases, descriptive writing and interesting vocabulary. Edit your work and uplevel / improve) Copy of cinquain poems in Year 3 folder. Log on to Purple Mash, go to '2Dos'. Find and click on 'Cinquains' and complete the task.
Mental Maths	Addition Grid and Times Table grid to be completed. Log on to TimesTables Rockstars and spend 30 minutes completing challenges.
Number Talk	True or false The dividend tells you how many equal groups there are?
Maths	<i>L.I: To divide without carrying over</i> Watch the Teacher's video and then log in to Mathletics and complete the following tasks: Dividing Threes Dividing Fours Dividing Eights
Topic – Cooking / History	Cooking (with adult supervision) – Bake chocolate biscuits or a chocolate cake. History – Download the worksheets on the Egyptians from Grange – Online Learning – Year 3 Make up a storyboard and draw different types of Egyptian hieroglyphs – Write your name. Or some else's or a place name. 

DAY 5	
Reading	Reading – Log on to Literacy Planet, select a story to read and complete the task. Remember to click on TASK .
Grammar/Spelling	Log on to Purple Mash, go to '2DOs'. Find and click on 'GRAMMAR VOCAB' to complete the task. Spelling Tasks - Log on to Purple Mash, go to '2DOs'. Find and click on your spelling group { Y3 AUT 1 WK 5 - Quiz or Y2 AUT 1 WK 5 - Quiz or Y1 AUT 1 WK 5 - Quiz } to complete the task.
English	<i>L.I: To write a poem using similes and interesting description</i> Watch the Teacher's Video. (Think about, punctuation, spelling, noun phrases, similes, descriptive writing and interesting vocabulary. Edit your work and uplevel / improve) Log on to Purple Mash, go to '2Dos'. Find and click on 'Alien Simile' and complete the task.
Mental maths	Addition Grid and Times Table grid to be completed. Log on to TimesTables Rockstars and spend 30 minutes completing challenges.
Number Talk	Which part below does not show counting in fours? 
Maths	<i>L.I: To divide with carrying over</i> Watch the Teacher's video and then log on to Mathletics to complete the following task: Fact Families Then go on to the Grange Website/online learning/ Year 3 and click the link 'Maths 03.04.20'
Spanish	Please look at your activity pack and complete Task 3 and 4