



Knowledge Organiser

Year Group	Subject	Topic
3	English	Weirdo

The Big Picture

This unit focuses on both **Writing to Entertain** and **Writing to Inform**. Pupils will explore the story *Weirdo*, learning how authors create interesting characters, settings and events. They will use drama, oral rehearsal and model texts to write their own narratives. Later in the unit, pupils will learn how to write information texts about hobbies, organising ideas into paragraphs and using subheadings.

Enquiry Question

Writing to Entertain

- How do authors create interesting characters?
- How can I bring a story to life?
- How can I describe a character effectively?
- How can I use conjunctions and adverbs to improve my writing?
- How can I plan, edit and improve a story?

Writing to Inform

- What are the features of an information text?
- How can I organise information clearly?
- Why are paragraphs important?
- How can subheadings help the reader?
- How can I write to inform and explain?

Key Vocabulary

Narrative - A story.

Character - A person or animal in a story.

Setting - Where a story takes place.

Plot - The events in a story.

Dialogue - Speech between characters.

Paragraph - A group of sentences about one idea.

Adverb - A word that describes a verb or links ideas.

Conjunction - A word used to join ideas together.

Prefix - Letters added to the beginning of a word.

Pronoun - A word used instead of a noun.

Information Text - Writing that teaches facts.

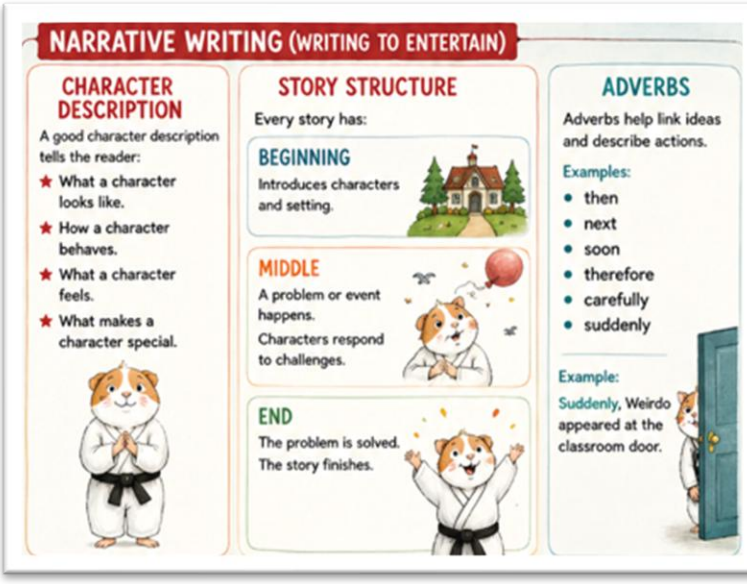
Subheading - A title for a section of text.

Edit - Improve writing by checking and correcting it.

Innovation - Changing parts of a model text to create a new version.

Imitation - Following a model text.

Core Knowledge



NARRATIVE WRITING (WRITING TO ENTERTAIN)

CHARACTER DESCRIPTION
A good character description tells the reader:

- ★ What a character looks like.
- ★ How a character behaves.
- ★ What a character feels.
- ★ What makes a character special.

STORY STRUCTURE
Every story has:

BEGINNING
Introduces characters and setting.

MIDDLE
A problem or event happens. Characters respond to challenges.


END
The problem is solved. The story finishes.

ADVERBS
Adverbs help link ideas and describe actions.

Examples:

- then
- next
- soon
- therefore
- carefully
- suddenly

Example:
Suddenly, Weirdo appeared at the classroom door.



ADVERBS
Adverbs help link ideas and describe actions.

Examples:

- then
- next
- soon
- therefore
- carefully
- suddenly

Example:
Suddenly, Weirdo appeared at the classroom door.

CONJUNCTIONS
Conjunctions join ideas together.

Examples:

- and
- but
- because
- so
- when
- if


Example:
Weirdo smiled **because** he was excited.

INFORMATION WRITING (WRITING TO INFORM)

INFORMATION TEXT FEATURES

Information texts:

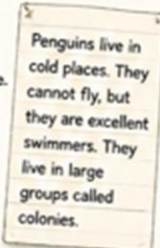
- ★ Give facts.
- ★ Teach the reader information.
- ★ Use paragraphs.
- ★ Use subheadings.
- ★ Organise information clearly.



PARAGRAPHS

A paragraph:


- ★ Groups ideas around one theme.
- ★ Helps organise writing.
- ★ Makes writing easier to read.



SUBHEADINGS

Subheadings:

- ★ Tell the reader what a section is about.
- ★ Help organise information.
- ★ Make facts easier to find.



GRAMMAR KNOWLEDGE

PREFIXES

A prefix is added to the beginning of a word.

Examples:

Prefix	Example
un-	unhappy
re-	rewrite
dis-	dislike
mis-	misbehave


PRONOUNS

Pronouns replace nouns.

Examples:

- he
- she
- they
- we

Example:
Weirdo lost his hat.




PRESENT PERFECT VERBS


Present perfect verbs show something has happened.

Examples:


- has walked
- has played
- have visited

Example:
Weirdo *has visited* the museum.







GOOD WRITERS...




Plan your ideas.



Use exciting vocabulary.



Check your spelling.



Edit and improve your writing.

KEY VOCABULARY

narrative • character • setting • plot
 dialogue • pronoun • paragraph
 subheading • adverb • conjunction

What I Need to Remember	Features of Good Writing
<ul style="list-style-type: none"> ★ Stories entertain the reader. ★ Information texts inform the reader. ★ Adverbs help link ideas. ★ Conjunctions join sentences. ★ Paragraphs organise ideas around a theme. ★ Subheadings help organise information. ★ Good writers plan, draft, edit and improve their work. ★ Drama and oral rehearsal help us develop ideas before writing. 	<ul style="list-style-type: none"> ✓ Clear beginning, middle and end ✓ Interesting character descriptions ✓ Adverbs to link ideas ✓ Conjunctions to join sentences ✓ Accurate punctuation ✓ Paragraphs to organise ideas ✓ Editing to improve writing